



Shanghai Lunsure Electronic
Technology Co.,Ltd
Tel:0086-21-37185008
Fax:0086-21-57152769

RL101GP THRU RL107GP

Features

- Plastic package has Underwriters Laboratory Flammability Classification 94V-0 utilizing Flame Retardant Epoxy Molding Compound
- Glass passivated junction version of RL101G thru RL107G
- 1.0 Ampere operation at $T_A=75^\circ\text{C}$ with no thermal runaway

1.0 Amp Standard Recovery Rectifier 50-1000 Volts

Maximum Ratings

- Operating Temperature: -55°C to $+150^\circ\text{C}$
- Storage Temperature: -55°C to $+150^\circ\text{C}$
- Maximum Thermal Resistance; 50°C/W Junction To Lead

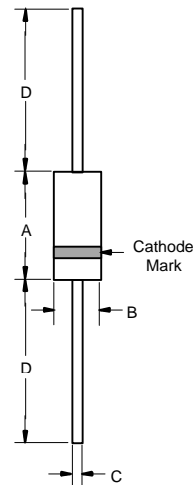
Catalog Number	Device Marking	Maximum Recurrent Peak Reverse Voltage	Maximum RMS Voltage	Maximum DC Blocking Voltage
RL101GP	---	50V	35V	50V
RL102GP	---	100V	70V	100V
RL103GP	---	200V	140V	200V
RL104GP	---	400V	280V	400V
RL105GP	---	600V	420V	600V
RL106GP	---	800V	560V	800V
RL107GP	---	1000V	700V	1000V

Electrical Characteristics @ 25°C Unless Otherwise Specified

Average Forward Current	$I_{F(AV)}$	1.0A	$T_A=75^\circ\text{C}$
Peak Forward Surge Current	I_{FSM}	30A	8.3mS Sina Half
Maximum Instantaneous Forward Voltage	V_F	1.10V	$I_F=1.0A; T_A=25^\circ\text{C}$
Maximum DC Reverse Current At Rated DC Blocking Voltage	I_R	5.0uA 50uA	$T_A=25^\circ\text{C}$ $T_A=125^\circ\text{C}$
Typical Junction Capacitance	C_J	15pF	Measured at 1.0MHz; $V_R=4.0V$

*Pulse test: Pulse width 300 sec, Duty cycle 2%

A-405



DIM	DIMENSIONS				NOTE
	INCHES		MM		
	MIN	MAX	MIN	MAX	
A	0.166	0.205	4.10	5.20	
B	0.080	0.107	2.00	2.70	
C	0.024	0.60	
D	1.000	25.40	

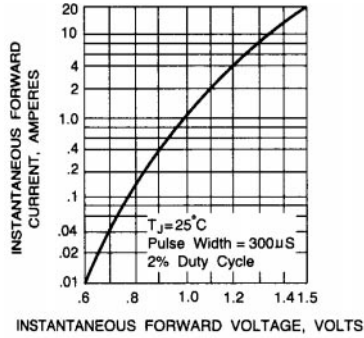


Fig. 1 - TYPICAL FORWARD CHARACTERISTICS

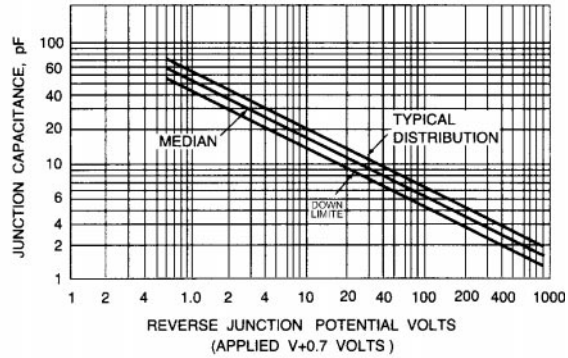


Fig. 2 - JUNCTION CAPACITANCE

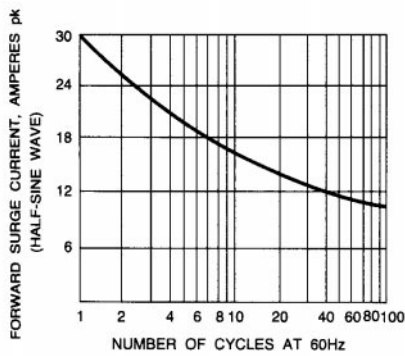


Fig. 3 - PEAK FORWARD SURGE CURRENT

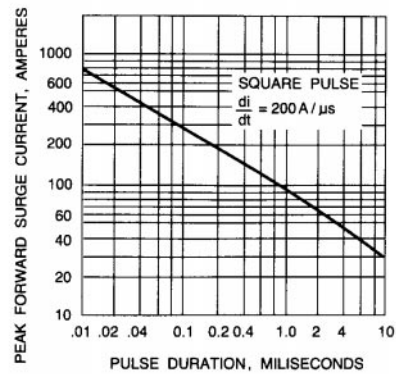


Fig. 4 - PEAK FORWARD SURGE CURRENT

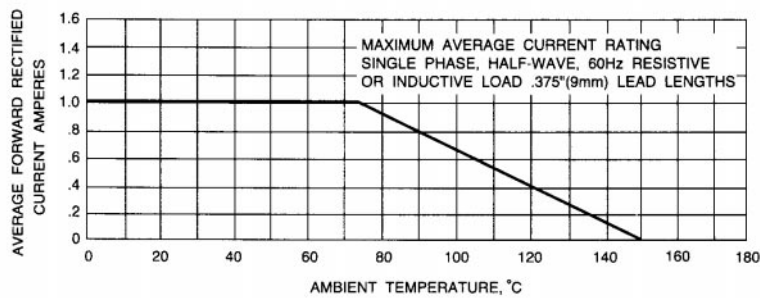


Fig. 5 - FORWARD DERATING CURVE