




Shanghai Lunsure Electronic
Technology Co.,Ltd
Tel:0086-21-37185008
Fax:0086-21-57152769

KTC3202

Features

- General Purpose Application
- Switching Application
- Excellent h_{FE} Linearity: $h_{FE}(2)=25(\text{Min.})$ at $V_{CE}=6V$, $I_C=400\text{mA}$
- Complementary to KTA1270

Pin Configuration
Bottom View



Epitaxial Planar NPN Transistor

Maximum Ratings

Symbol	Rating	Rating	Unit
V_{CEO}	Collector-Emitter Voltage	30	V
V_{CBO}	Collector-Base Voltage	35	V
V_{EBO}	Emitter-Base Voltage	5.0	V
I_C	Collector Current	500	mA
I_E	Base Current	500	mA
P_C	Collector Power Dissipation	625	mW
T_J	Operating Junction Temperature	-55 to +150	°C
T_{STG}	Storage Temperature	-55 to +150	°C

Electrical Characteristics @ 25°C Unless Otherwise Specified

Symbol	Parameter	Min	Typ	Max	Units
--------	-----------	-----	-----	-----	-------

OFF CHARACTERISTICS

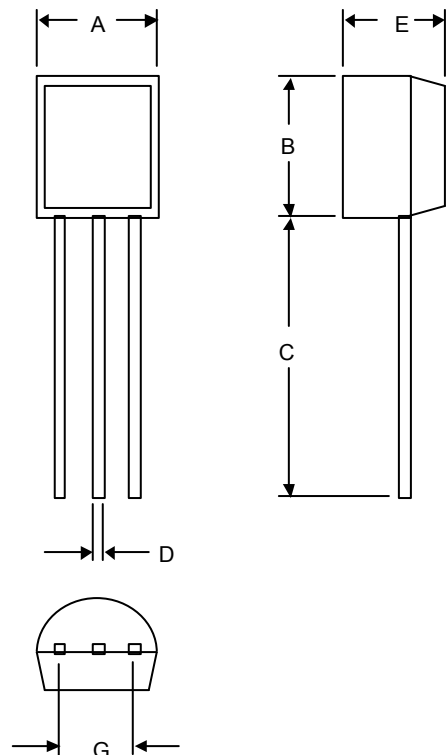
I_{CBO}	Collector Cutoff Current ($V_{CB}=35V_{dc}$, $I_E=0$)	---	---	0.1	μAdc
I_{EBO}	Emitter Cutoff Current ($V_{EB}=5.0V_{dc}$, $I_C=0$)	---	---	0.1	μAdc

ON CHARACTERISTICS

h_{FE-1}	DC Current gain ⁽¹⁾ ($I_C=100\text{mA}$, $V_{CE}=1.0V_{dc}$)	70	---	400	---
h_{FE-2}	DC Current gain ⁽²⁾ ($I_C=400\text{mA}$, $V_{CE}=6.0V_{dc}$)	25	---	---	---
$V_{CE(sat)}$	Collector-Emitter Saturation Voltage ($I_C=100\text{mA}$, $I_B=10\text{mA}$)	---	0.1	0.25	Vdc
V_{BE}	Base- Emitter Voltage ($V_{CE}=1.0V_{dc}$, $I_C=100\text{mA}$)	---	0.8	1.0	Vdc
f_T	Transistor Frequency ($V_{CE}=6.0V_{dc}$, $I_C=20\text{mA}$)	---	300	---	MHz
C_{ob}	Collector Output Capacitance ($V_{CB}=6.0V_{dc}$, $I_E=0$, $f=1.0\text{MHz}$)	---	7.0	---	pF

(1) $h_{FE}(1)$ Classification O: 70~140, Y: 120~240, GR: 200~400
 $h_{FE}(2)$ Classification O:25Min., Y: 40Min.

TO-92



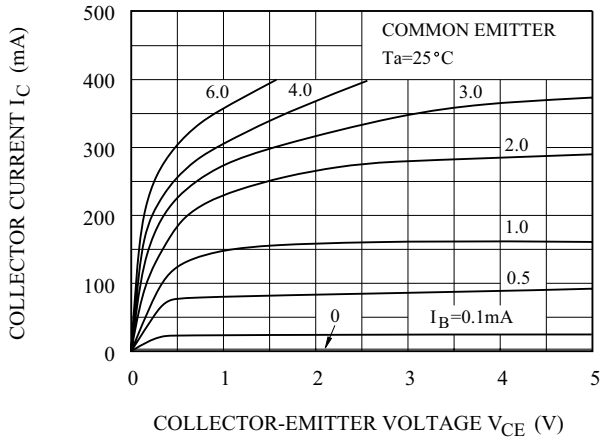
DIMENSIONS

DIM	INCHES		MM		NOTE
	MIN	MAX	MIN	MAX	
A	.170	.190	4.33	4.83	
B	.170	.190	4.30	4.83	
C	.550	.590	13.97	14.97	
D	.010	.020	0.36	0.56	
E	.130	.160	3.30	3.96	
G	.010	.104	2.44	2.64	

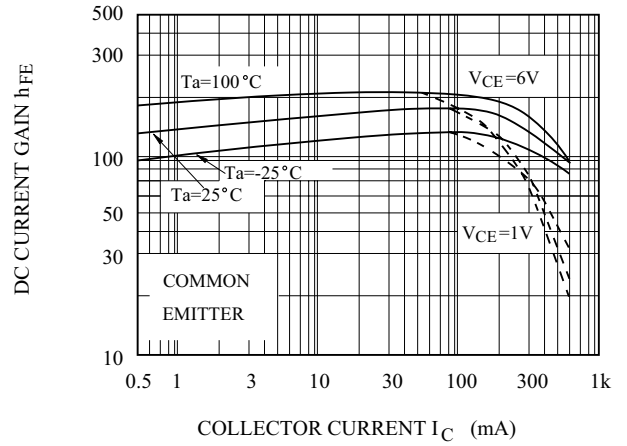
KTC3202



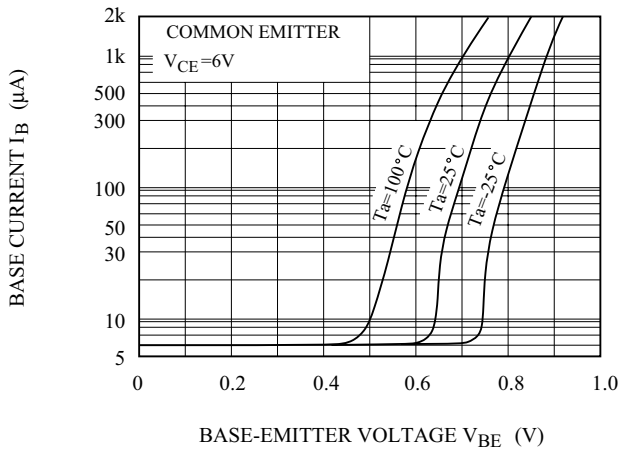
$I_C - V_{CE}$



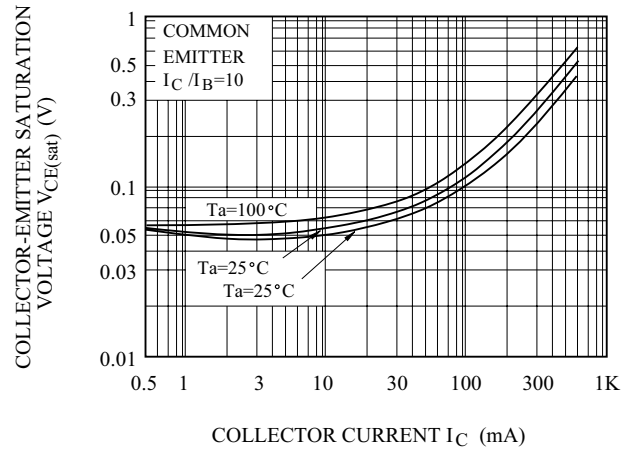
$h_{FE} - I_C$



$I_B - V_{BE}$



$V_{CE(sat)} - I_C$



$P_C - T_a$

