



Shanghai Lunsure Electronic
Technology Co.,Ltd
Tel:0086-21-37185008
Fax:0086-21-57152769

KBPC25005W THRU KBPC2510W

Features

- Mounting Hole For #8 Screw
- High Conductivity Metal Case
- Any Mounting Position
- Surge Rating Of 300 Amps
- Case to Terminal Isolation Voltage 2500V

25 Amp Single Phase Bridge Rectifier 50 to 1000 Volts

Maximum Ratings

- Operating Temperature: -55°C to +125°C
- Storage Temperature: -55°C to +150°C

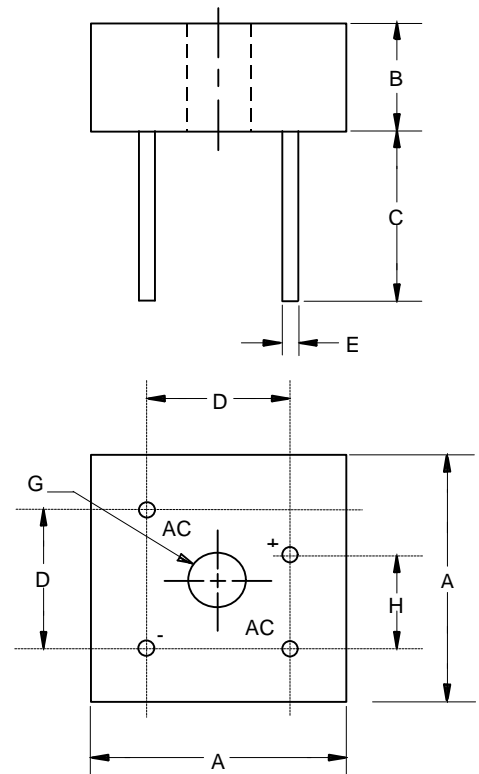
Catalog Number	Device Marking	Maximum Recurrent Peak Reverse Voltage	Maximum RMS Voltage	Maximum DC Blocking Voltage
KBPC25005W		50V	35V	50V
KBPC2501W		100V	70V	100V
KBPC2502W		200V	140V	200V
KBPC2504W		400V	280V	400V
KBPC2506W		600V	420V	600V
KBPC2508W		800V	560V	800V
KBPC2510W		1000V	700V	1000V

Electrical Characteristics @ 25°C Unless Otherwise Specified

Average Forward Current	$I_{F(AV)}$	25.0A	$T_C = 55^\circ\text{C}$
Peak Forward Surge Current	I_{FSM}	300A	8.3ms, half sine
Maximum Forward Voltage Drop Per Element	V_F	1.2V	$I_{FM} = 12.5\text{A}$ per element; $T_J = 25^\circ\text{C}$
Maximum DC Reverse Current At Rated DC Blocking Voltage	I_R	10 μA 1mA	$T_J = 25^\circ\text{C}$ $T_J = 125^\circ\text{C}$

*Pulse test: Pulse width 300 μsec , Duty cycle 1%

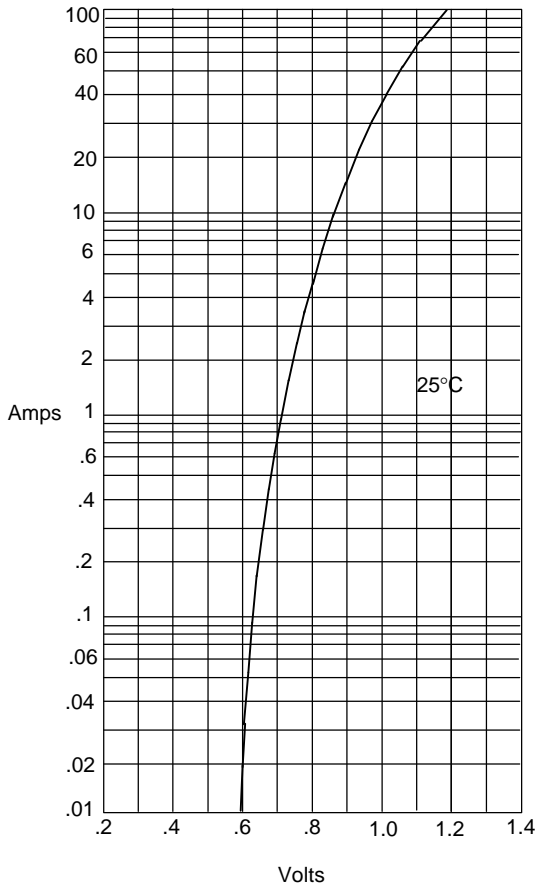
KBPC35W



DIM	INCHES		MM		NOTE
	MIN	MAX	MIN	MAX	
A	1.115	1.135	28.33	28.83	
B	.427	.447	10.85	11.35	
C	.774	-----	19.65	-----	
D	.673	.752	17.10	19.10	
E	.038	.042	0.96	1.07	4PL/TYP
G	.193	---	4.90	---	\varnothing
H	.429	.469	10.90	11.90	

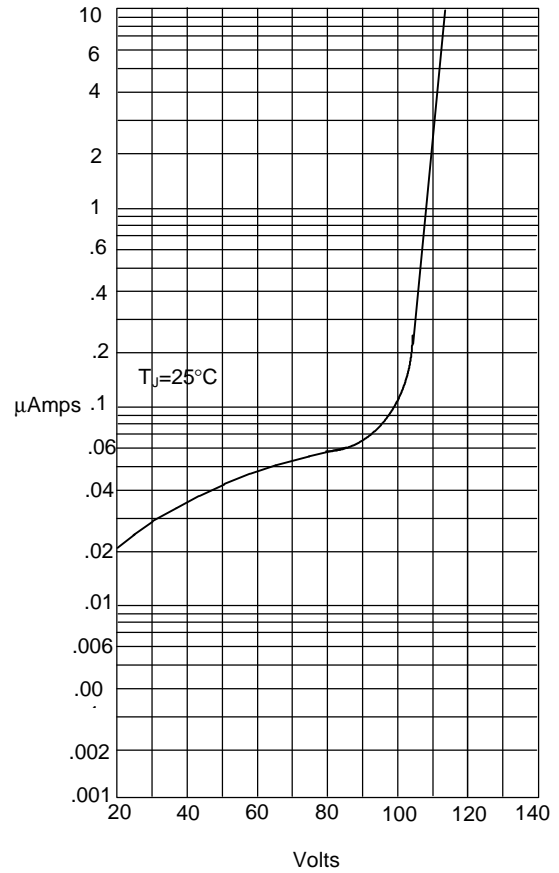
KBPC25005W thru KBPC2510W

Figure 1
Typical Forward Characteristics



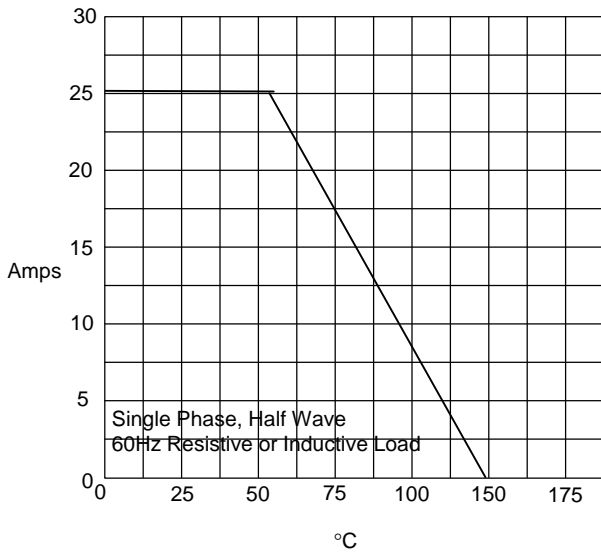
Instantaneous Forward Current - Amperes *versus*
Instantaneous Forward Voltage - Volts

Figure 2
Typical Reverse Characteristics



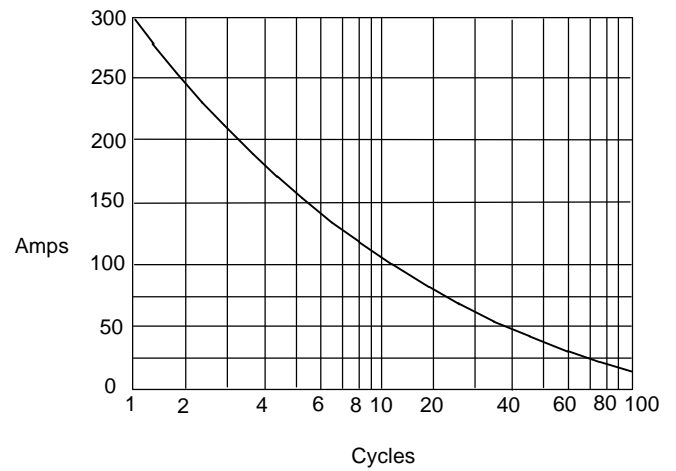
Instantaneous Reverse Leakage Current - MicroAmperes *versus*
Percent Of Rated Peak Reverse Voltage - Volts

Figure 3
Forward Derating Curve



Average Forward Rectified Current - Amperes *versus*
Case Temperature - °C

Figure 4
Peak Forward Surge Current



Peak Forward Surge Current - Amperes *versus*
Number Of Cycles At 60Hz - Cycles