



Shanghai Lunsure Electronic
Technology Co.,Ltd
Tel:0086-21-37185008
Fax:0086-21-57152769

KBJ4005 THRU KBJ410

Features

- Diffused Junction
- Low Forward Voltage Drop
- High Current Capability
- UL Recognized File # E165989

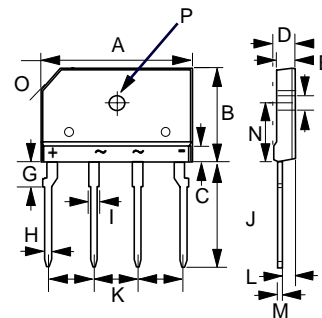
**4 Amp
GLASS PASSIVATED
BRIDGE RECTIFIERS
50 to 1000 Volts**

Maximum Ratings

- Operating Junction Temperature: -55°C to + 150°C
- Storage Temperature: -55°C to +150°C

Catalog Number	Device Marking	Maximum Recurrent Peak Reverse Voltage	Maximum RMS Voltage	Maximum DC Blocking Voltage
KBJ4005	KBJ4005	50V	35V	50V
KBJ401	KBJ401	100V	70V	100V
KBJ402	KBJ402	200V	140V	200V
KBJ404	KBJ404	400V	280V	400V
KBJ406	KBJ406	600V	420V	600V
KBJ408	KBJ408	800V	560V	800V
KBJ410	KBJ410	1000V	700V	1000V

KBJ



Electrical Characteristics @ 25°C Unless Otherwise Specified

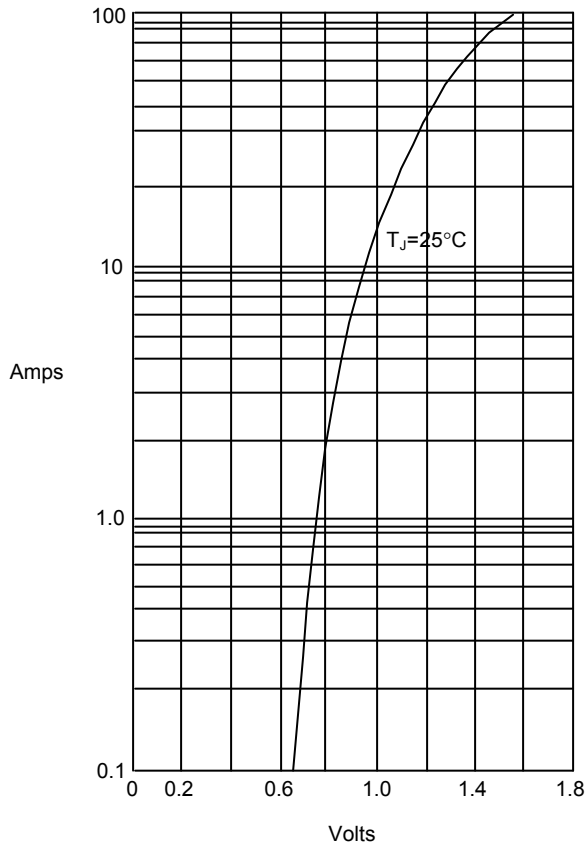
Average Forward Current	$I_{F(AV)}$	4.0A	$T_C = 100^\circ\text{C}$
Peak Forward Surge Current	I_{FSM}	150A	8.3ms, half sine
Maximum Forward Voltage Drop Per Element	V_F	1.0V	$I_{FM} = 2.0\text{A}$ per element; $T_A = 25^\circ\text{C}^*$
Maximum DC Reverse Current At Rated DC Blocking Voltage	I_R	10 μA 500 μA	$T_A = 25^\circ\text{C}$ $T_C = 100^\circ\text{C}$
I^2t Rating for fusing	I^2t	93A ² S	(t<8.35ms)

DIMENSIONS

DIM	INCHES		MM		NOTE
	MIN	MAX	MIN	MAX	
A	.976	.992	24.80	25.20	
B	.579	.602	14.70	15.30	
C	.154	.161	3.90	4.10	
D	.173	.189	4.40	4.80	
E	.134	.150	3.40	3.80	
F	.122	.134	3.10	3.40	∅
G	.130	.146	3.30	3.70	
H	.035	.043	0.90	1.10	
I	.059	.075	1.50	1.90	
J	.677	.700	17.20	17.80	
K	.287	.303	7.30	7.70	
L	.098	.114	2.50	2.90	
M	.024	.031	0.60	0.80	
N	.366	.381	9.30	9.70	
O	.118X45°		3.0X45°		
P	.122	.134	3.10	3.40	∅

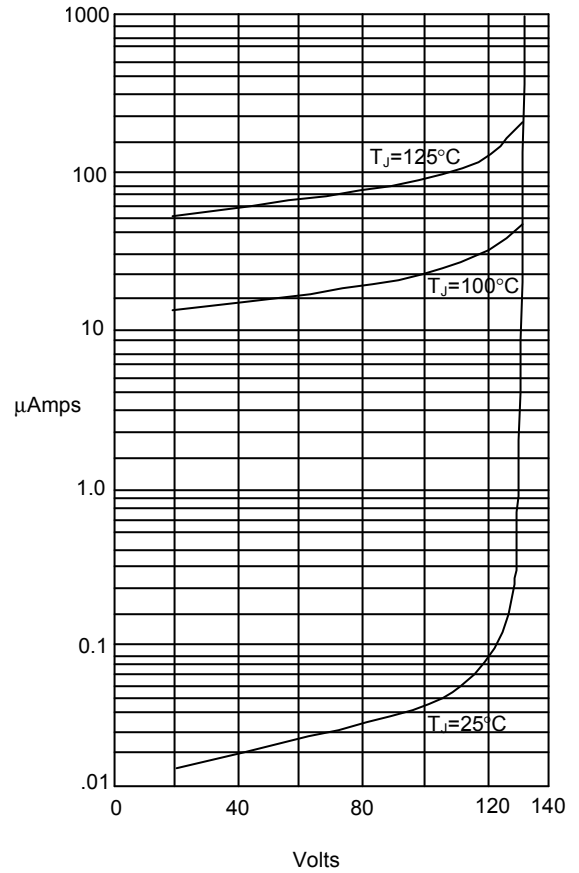
KBJ4005 THRU KBJ410

Figure 1
Typical Forward Characteristics



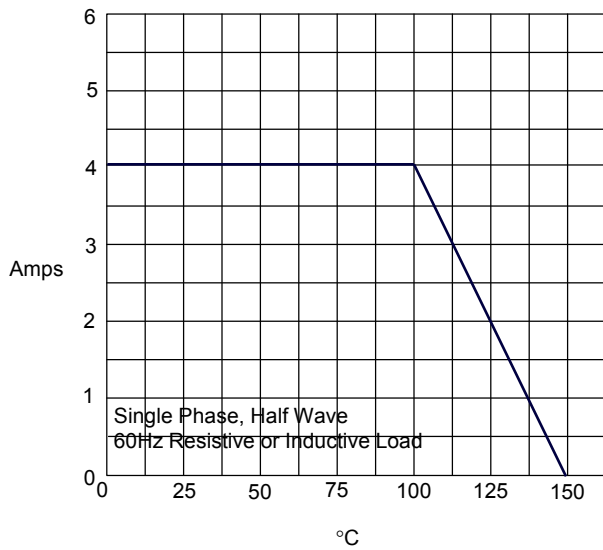
Instantaneous Forward Current - Amperes *versus*
Instantaneous Forward Voltage - Volts

Figure 2
Typical Reverse Characteristics



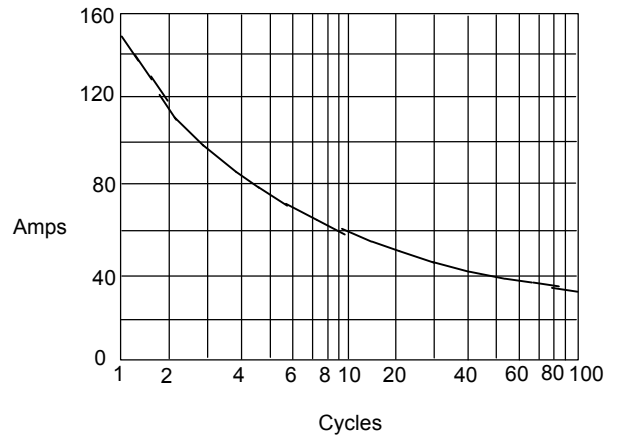
Instantaneous Reverse Leakage Current - MicroAmperes *versus*
Percent Of Rated Peak Reverse Voltage - Volts

Figure 3
Forward Derating Curve



Average Forward Rectified Current - Amperes *versus*
Ambient Temperature - °C

Figure 4
Peak Forward Surge Current



Peak Forward Surge Current - Amperes *versus*
Number Of Cycles At 60Hz - Cycles