



Shanghai Lunsure Electronic
Technology Co.,Ltd
Tel:0086-21-37185008
Fax:0086-21-57152769

HDB101G THRU HDB107G

Features

- High Forward Surge Capability
- Ideal for printed circuit boards
- High Temperature Soldering: 250°C for 10 seconds
- Reliable low cost construction utilizing molded plastic technique

**1.0 AMP. Glass
Passivated Bridge
High Efficient Rectifier
50 to 1000 Volts**

Maximum Ratings

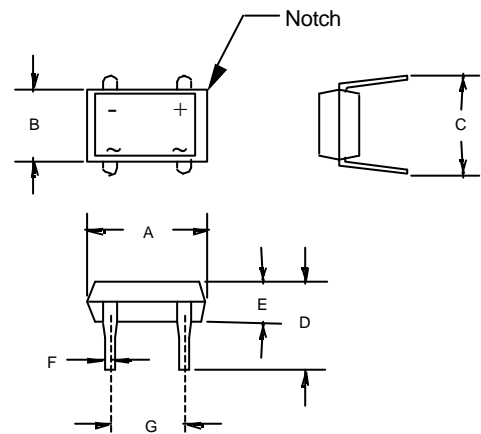
- Operating Temperature: -55°C to +150°C
- Storage Temperature: -55°C to +150°C
- For Capacitive Load, Derate Current by 20%

Part Number	Maximum Recurrent Peak Reverse Voltage	Maximum RMS Voltage	Maximum DC Blocking Voltage
HDB101G	50V	35V	50V
HDB102G	100V	70V	100V
HDB103G	200V	140V	200V
HDB104G	400V	280V	400V
HDB105G	600V	420V	600V
HDB106G	800V	560V	800V
HDB107G	1000V	700V	1000V

Electrical Characteristics @ 25°C Unless Otherwise Specified

Average Forward Current	$I_{F(AV)}$	1.0 A	$T_C = 40^\circ\text{C}$
Peak Forward Surge Current	I_{FSM}	50A	8.3ms, half sine $T_J = 150^\circ\text{C}$
Maximum Instantaneous Forward Voltage	V_F	1.0V	$I_{FM} = 1.0A;$ $T_C = 25^\circ\text{C}$
HDB101G-103G		1.3V	
HDB104G		1.7V	
Maximum DC Reverse Current At Rated DC Blocking Voltage	I_R	5.0 μA 500 μA	$T_C = 25^\circ\text{C}$ $T_C = 125^\circ\text{C}$
Maximum Reverse Recovery Time	T_{rr}	50ns	$I_F = 0.5A, I_R = 1.0A,$ $I_{rr} = 0.25A$
HDB101G-104G		75ns	
HDB105G-107G			

DB-1



DIM	INCHES		MM		NOTE
	MIN	MAX	MIN	MAX	
A	.320	.335	8.13	8.51	
B	.245	.255	6.2	6.5	
C	.300	.350	7.60	8.90	
D	.236	.283	6.01	7.20	
E	.120	.130	3.05	3.3	
F	.016	.022	0.41	0.55	
G	.195	.205	5.00	5.20	

HDB101G thru HDB107G



FIG.1- REVERSE RECOVERY TIME CHARACTERISTIC AND TEST CIRCUIT DIAGRAM

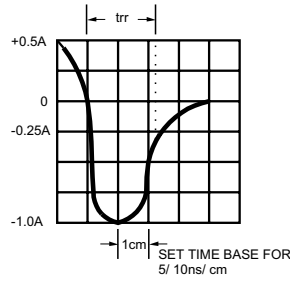
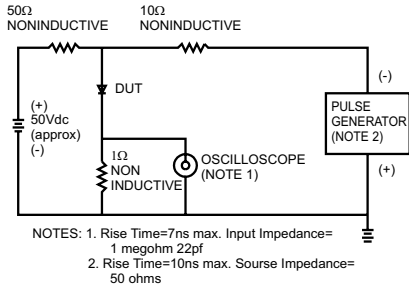


FIG.2- MAXIMUM FORWARD CURRENT DERATING CURVE

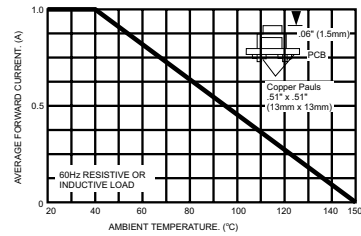


FIG.3- TYPICAL REVERSE CHARACTERISTICS

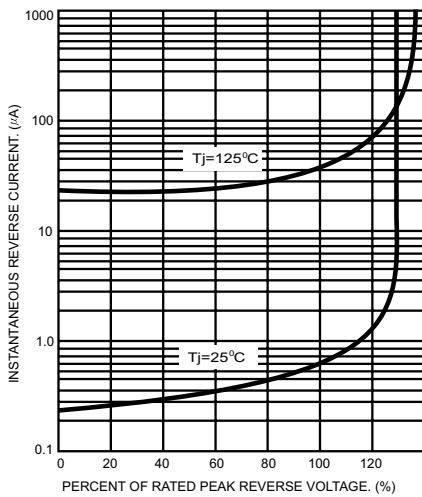


FIG.4- TYPICAL FORWARD CHARACTERISTICS

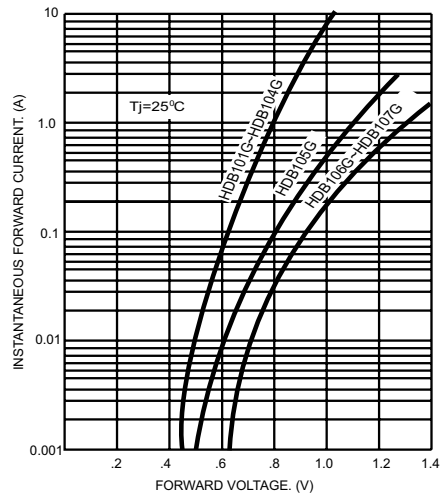


FIG.5- MAXIMUM NON-REPETITIVE FORWARD SURGE CURRENT

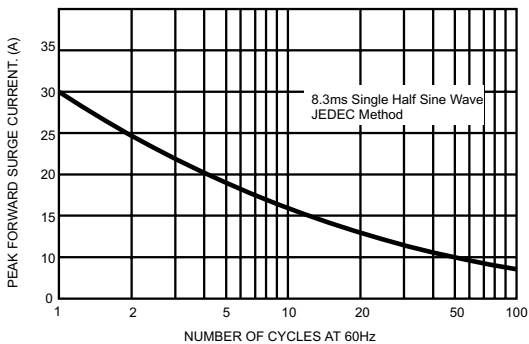


FIG.6- TYPICAL JUNCTION CAPACITANCE

