



Shanghai Lunsure Electronic
Technology Co.,Ltd
Tel:0086-21-37185008
Fax:0086-21-57152769

KBPC8005 THRU KBPC810

Features

- Plastic Case
- Low Forward Voltage
- Any Mounting Position
- Silver Plated Copper Leads
- Surge Overload Rating Of 150 Amps

8 Amp Single Phase Bridge Rectifier 50 to 1000 Volts

Maximum Ratings

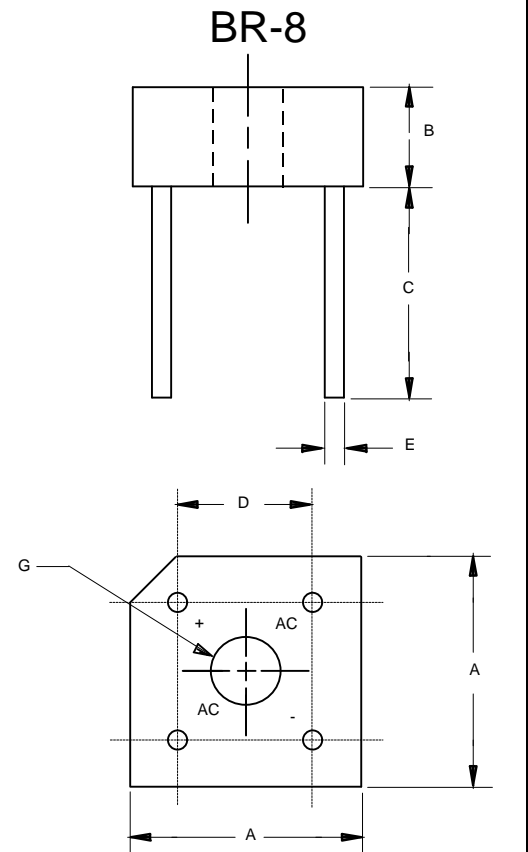
- Operating Temperature: -55°C to +125°C
- Storage Temperature: -55°C to +150°C

Catalog Number	Device Marking	Maximum Recurrent Peak Reverse Voltage	Maximum RMS Voltage	Maximum DC Blocking Voltage
KBPC8005	BR805	50V	35V	50V
KBPC801	BR81	100V	70V	100V
KBPC802	BR82	200V	140V	200V
KBPC804	BR84	400V	280V	400V
KBPC806	BR86	600V	420V	600V
KBPC808	BR88	800V	560V	800V
KBPC810	BR810	1000V	700V	1000V

Electrical Characteristics @ 25°C Unless Otherwise Specified

Average Forward Current	$I_{F(AV)}$	8.0A	$T_J = 50^\circ\text{C}$
Peak Forward Surge Current	I_{FSM}	150A	8.3ms, half sine
Maximum Forward Voltage Drop Per Element	V_F	1.10V	$I_{FM} = 3.0A;$ $T_J = 25^\circ\text{C}^*$
Maximum DC Reverse Current At Rated DC Blocking Voltage	I_R	10 μ A 1 mA	$T_J = 25^\circ\text{C}$ $T_J = 100^\circ\text{C}$

*Pulse test: Pulse width 300 μ sec, Duty cycle 1%

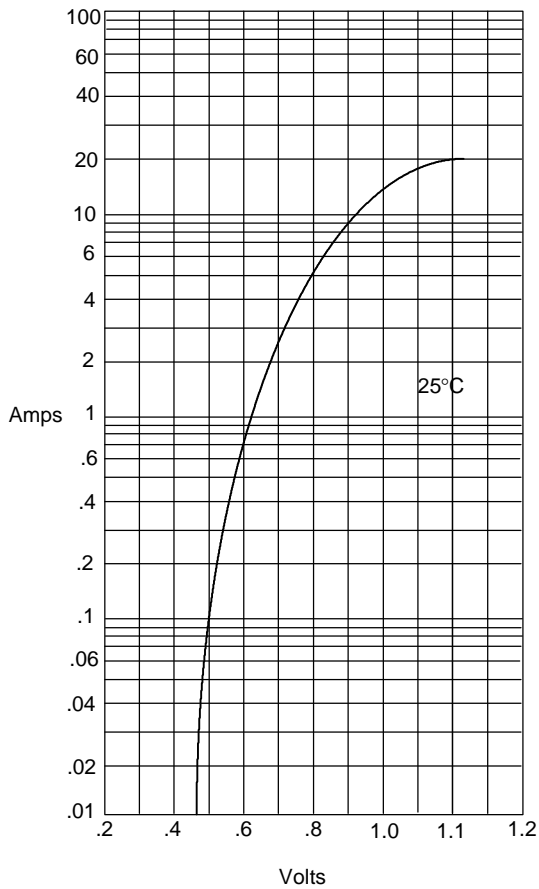


DIM	INCHES		MM		NOTE
	MIN	MAX	MIN	MAX	
A	.730	.770	18.54	19.56	2PL
B	.230	.270	5.84	6.86	
C	.750	---	19.10	---	
D	.480	.520	12.19	13.21	2PL
E	.048	.052	1.20	1.30	4PL/TYP
G	.145	---	3.70	---	\varnothing



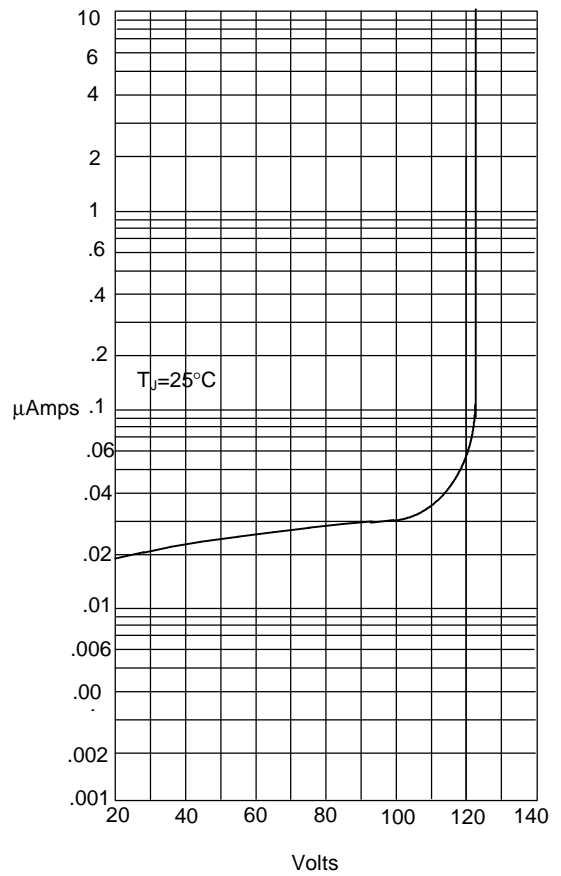
KBPC8005 thru KBPC810

Figure 1
Typical Forward Characteristics



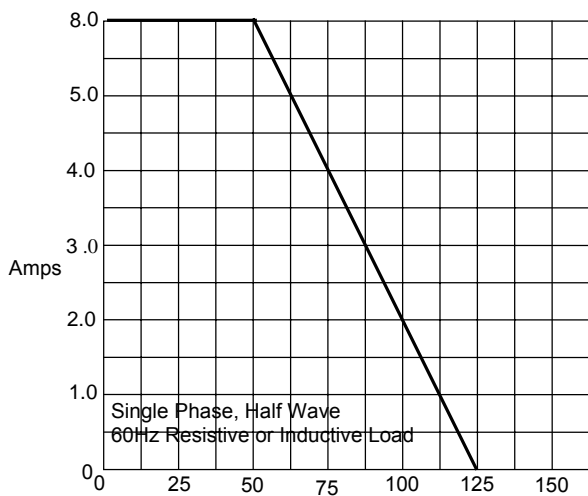
Instantaneous Forward Current - Amperes versus
Instantaneous Forward Voltage - Volts

Figure 2
Typical Reverse Characteristics



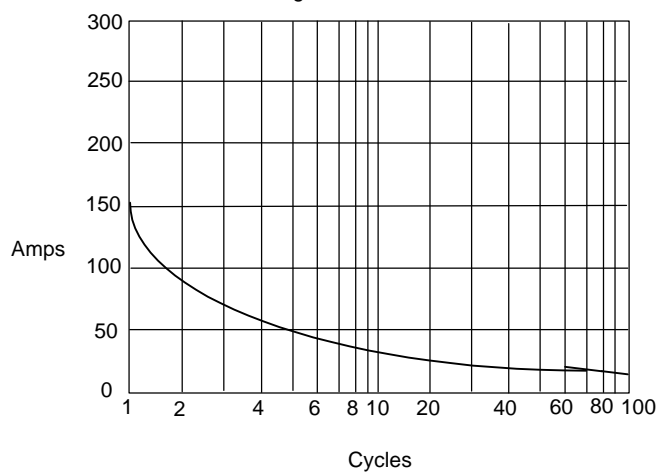
Instantaneous Reverse Leakage Current - MicroAmperes versus
Percent Of Rated Peak Reverse Voltage - Volts

Figure 3
Forward Derating Curve



Average Forward Rectified Current - Amperes versus
Case Temperature - °C

Figure 4
Peak Forward Surge Current



Peak Forward Surge Current - Amperes versus
Number Of Cycles At 60Hz - Cycles