



Shanghai Lunsure Electronic
Technology Co.,Ltd
Tel:0086-21-37185008
Fax:0086-21-57152769

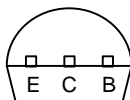
2SC1815

Features

- 2SC1815 is NPN Silicon Epitaxial Transistor Designed for RF, AF Amplifier and General Purpose Applications.
- Capable of 0.4Watts of Power Dissipation.
- Collector-current 0.15A
- Collector-base Voltage 60V
- Marking Code: C1815

NPN Silicon Epitaxial Transistor

Pin Configuration
Bottom View



Electrical Characteristics @ 25°C Unless Otherwise Specified

Symbol	Parameter	Min	Max	Units
--------	-----------	-----	-----	-------

OFF CHARACTERISTICS

$V_{(BR)CEO}$	Collector-Emitter Breakdown Voltage* ($I_C=0.1mA$, $I_B=0$)	50		Vdc
$V_{(BR)CBO}$	Collector-Base Breakdown Voltage ($I_C=100\mu A$, $I_E=0$)	60		Vdc
V_{BEF}	Emitter-Base Voltage ($I_E=310mA$)	1.45		Vdc
I_{CBO}	Collector Cutoff Current ($V_{CB}=60V$, $I_E=0$)		0.1	μA
I_{CEO}	Collector Cutoff Current ($V_{CB}=50V$, $I_E=0$)		0.1	μA
I_{EBO}	Emitter Cutoff Current ($V_{EB}=5.0V$, $I_C=0$)		0.1	μA

ON CHARACTERISTICS

$h_{FE(1)}$	DC Current Gain* ($I_C=2.0mA$, $V_{CE}=6.0V$)	70	700	
$V_{CE(sat)}$	Collector-Emitter Saturation Voltage ($I_C=100mA$, $I_B=10mA$)		0.25	Vdc
$V_{BE(sat)}$	Base-Emitter Saturation Voltage ($I_C=100mA$, $I_B=10mA$)		1.0	Vdc
V_{BE}	Base-Emitter Voltage ($I_E=310mA$)	---	1.45	Vdc

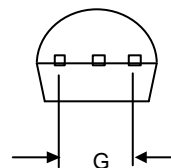
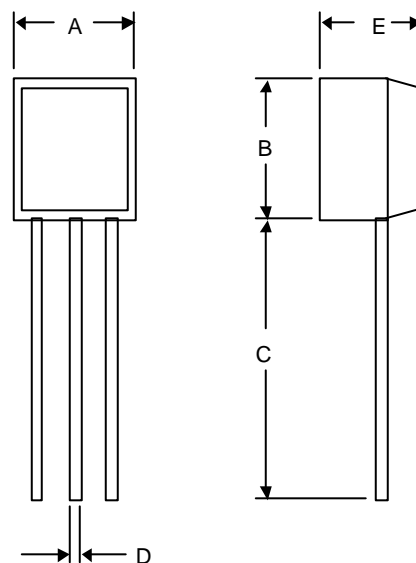
SMALL-SIGNAL CHARACTERISTICS

f_T	Transistor Frequency ($I_C=1.0mA$, $V_{CE}=10V$, $f=30MHz$)	80		MHz
-------	--	----	--	-----

CLASSIFICATION OF $h_{FE(1)}$

Rank	O	Y	GR	BL
Range	70-140	120-240	200-400	350-700

TO-92



DIM	DIMENSIONS				NOTE
	INCHES		MM		
A	.170	.190	4.33	4.83	
B	.170	.190	4.30	4.83	
C	.550	.590	13.97	14.97	
D	.010	.020	0.36	0.56	
E	.130	.160	3.30	3.96	
G	.010	.104	2.44	2.64	