



Shanghai Lunsure Electronic
Technology Co.,Ltd
Tel:0086-21-37185008
Fax:0086-21-57152769

1N5391 THRU 1N5399

1.5 Amp Rectifier 50 - 1000 Volts

Features

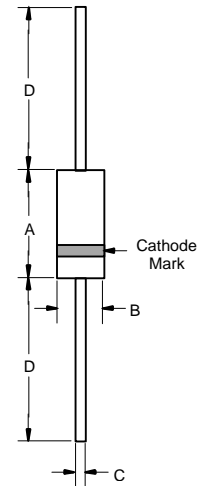
- Low Current Leakage
- Low Forward Voltage
- High Current Capability
- Low Cost

Maximum Ratings

- Operating Temperature: -55°C to +125°C
- Storage Temperature: -55°C to +150°C
- Typical Thermal Resistance; 26°C/W Junction To Lead

Catalog Number	Device Marking	Maximum Recurrent Peak Reverse Voltage	Maximum RMS Voltage	Maximum DC Blocking Voltage
1N5391	---	50V	35V	50V
1N5392	---	100V	70V	100V
1N5393	---	200V	140V	200V
1N5394	---	300V	210V	300V
1N5395	---	400V	280V	400V
1N5396	---	500V	350V	500V
1N5397	---	600V	420V	600V
1N5398	---	800V	560V	800V
1N5399	---	1000V	700V	1000V

DO-15



Electrical Characteristics @ 25°C Unless Otherwise Specified

Average Forward Current	$I_{F(AV)}$	1.5A	$T_A = 70^\circ\text{C}$
Peak Forward Surge Current	I_{FSM}	50A	8.3ms, half sine**
Maximum Instantaneous Forward Voltage	V_F	1.1V	$I_{FM} = 1.5\text{A};$ $T_J = 25^\circ\text{C}^*$
Maximum DC Reverse Current At Rated DC Blocking Voltage	I_R	5.0μA 50μA	$T_J = 25^\circ\text{C}$ $T_J = 100^\circ\text{C}$
Typical Junction Capacitance	C_J	20pF	Measured at 1.0MHz, $V_R=4.0\text{V}$

*Pulse test: Pulse width 300 μsec, Duty cycle 1%

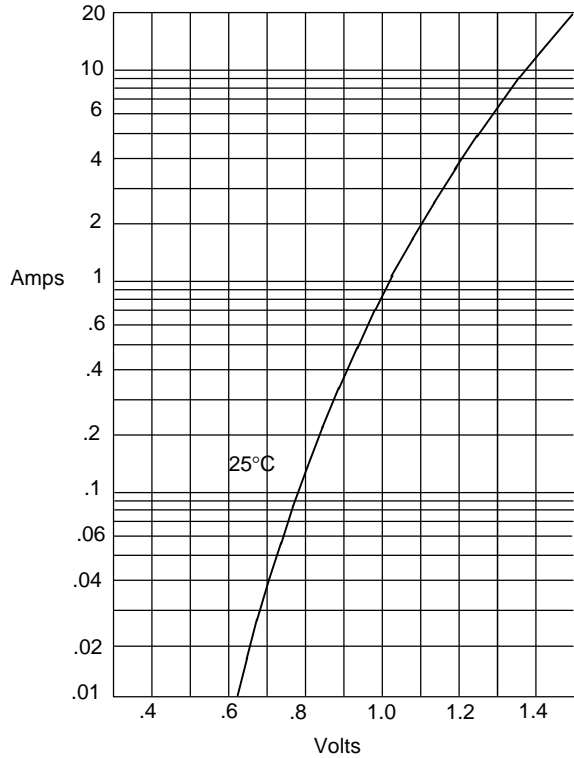
**8.3ms single half-wave superimposed on rated load(JEDEC method) at $T_a=75^\circ\text{C}$.

DIM	DIMENSIONS				NOTE
	INCHES		MM		
A	.230	.300	5.80	7.60	
B	.104	.140	2.60	3.60	
C	.026	.034	.70	.90	
D	1.000	---	25.40	---	

1N5391 thru 1N5399

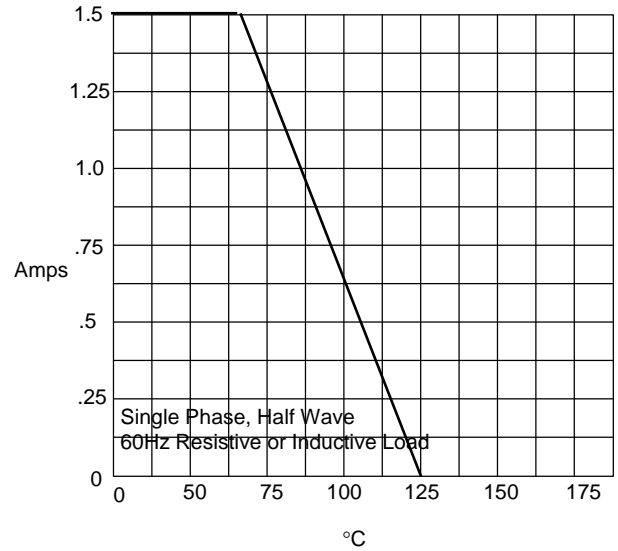


Figure 1
Typical Forward Characteristics



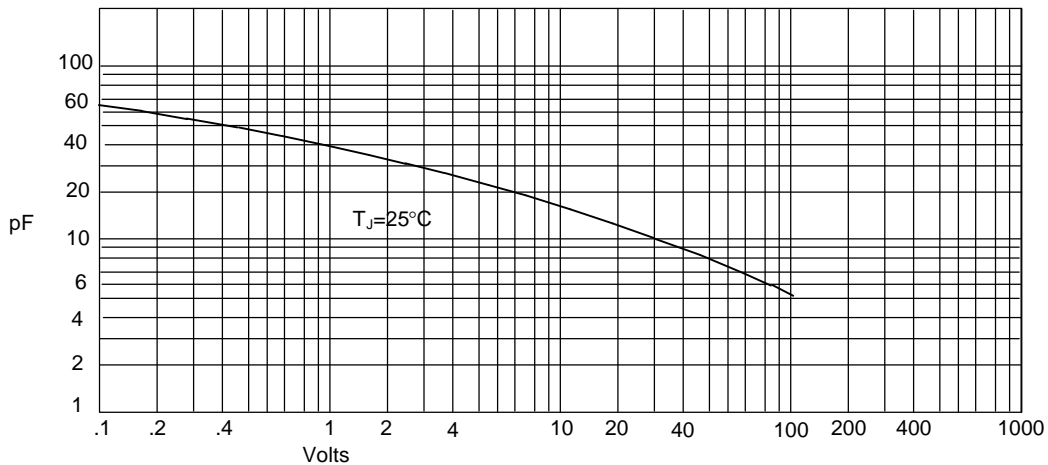
Instantaneous Forward Current - Amperes *versus*
Instantaneous Forward Voltage - Volts

Figure 2
Forward Derating Curve



Average Forward Rectified Current - Amperes *versus*
Ambient Temperature - °C

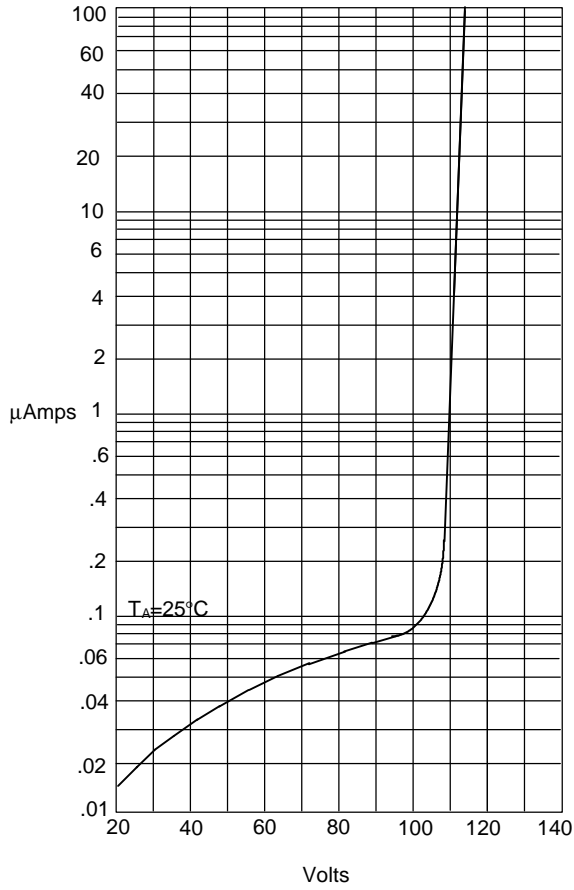
Figure 3
Junction Capacitance



Junction Capacitance - pF *versus*
Reverse Voltage - Volts

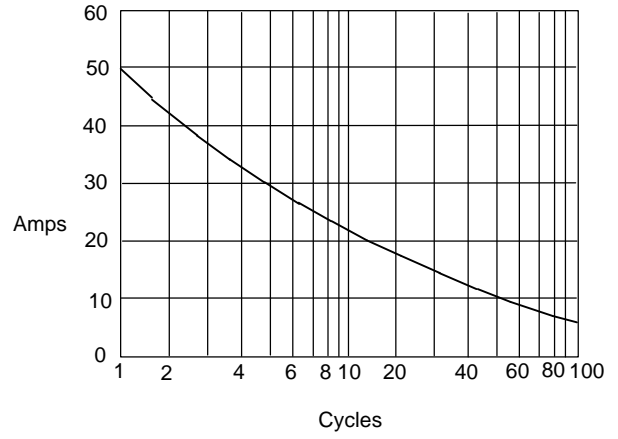


Figure 4
Typical Reverse Characteristics



Instantaneous Reverse Leakage Current - MicroAmperes versus
Percent Of Rated Peak Reverse Voltage - Volts

Figure 5
Peak Forward Surge Current



Peak Forward Surge Current - Amperes versus
Number Of Cycles At 60Hz - Cycles